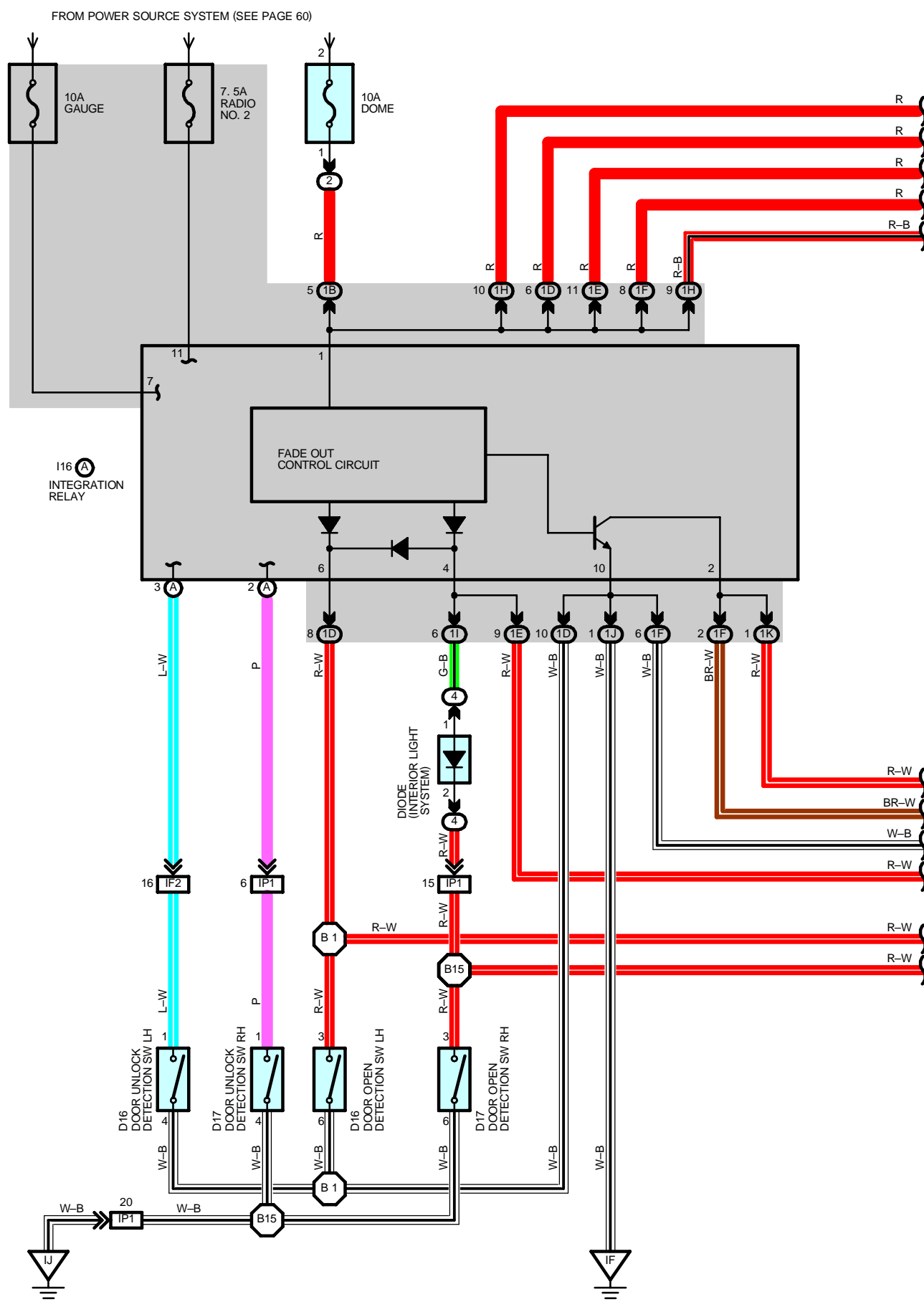
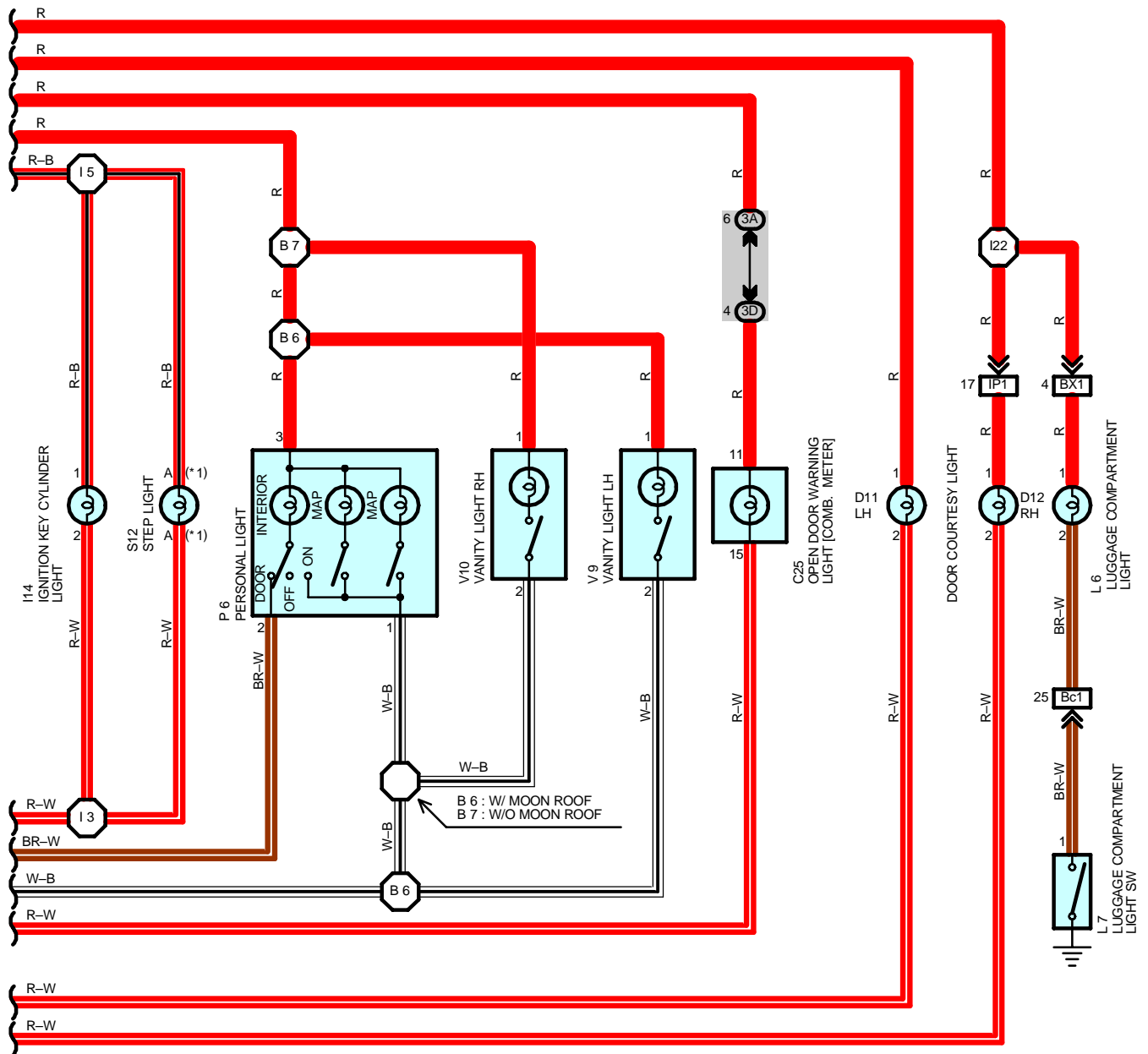


INTERIOR LIGHT





INTERIOR LIGHT

SERVICE HINTS

INTEGRATION RELAY [J/B NO. 1]

(1B)5-GROUND:Always approx. 12 volts

(1D)8-GROUND:Continuity with front LH door open

(1I)6-GROUND:Continuity with front RH door open

D16, D17 DOOR OPEN DETECTION SW LH, RH

3-6:Closed with door open

L7 LUGGAGE COMPARTMENT LIGHT SW

1-GROUND:Closed with luggage compartment door open

: PARTS LOCATION

Code	See Page	Code	See Page	Code	See Page
C25	30	I14	31	S12	31
D11	32	I16 A	31	V9	33
D12	32	L6	32	V10	33
D16	32	L7	32		
D17	32	P6	33		

: RELAY BLOCKS

Code	See Page	Relay Blocks (Relay Block Location)
2	19	R/B No. 2 (Engine Compartment Left)
4	23	R/B No. 4 (Front Side of J/B No. 1)

: JUNCTION BLOCK AND WIRE HARNESS CONNECTOR

Code	See Page	Junction Block and Wire Harness (Connector Location)
1B	20	Engine Room Main Wire and J/B No. 1 (Left Kick Panel)
1D	20	Front Door LH Wire and J/B No. 1 (Left Kick Panel)
1E	20	Instrument Panel Wire and J/B No. 1 (Left Kick Panel)
1F	20	Roof Wire and J/B No. 1 (Left Kick Panel)
1H	20	Cowl Wire and J/B No. 1 (Left Kick Panel)
1I		
1J		
1K		
3A	22	Instrument Panel Wire and J/B No. 3 (Behind the Instrument Panel Center)
3D		

: CONNECTOR JOINING WIRE HARNESS AND WIRE HARNESS

Code	See Page	Joining Wire Harness and Wire Harness (Connector Location)
IF2	40	Front Door LH Wire and Cowl Wire (Left Kick Panel)
IP1	42	Front Door RH Wire and Cowl Wire (Right Kick Panel)
BX1	44	Floor No. 3 Wire and Cowl Wire (Right Kick Panel)
Bc1	44	Floor No. 3 Wire and Floor Main Wire (Under the Left Side of Rear Seat Cushion)

: GROUND POINTS

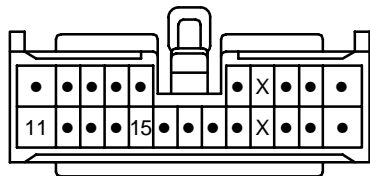
Code	See Page	Ground Points Location
IF	40	Left Kick Panel
IJ	40	Right Kick Panel



: SPLICE POINTS

Code	See Page	Wire Harness with Splice Points	Code	See Page	Wire Harness with Splice Points
I3	42	Cowl Wire	B6	44	Roof Wire
I5			B7		
I22			B15	44	Front Door RH Wire
B1	44	Front Door LH Wire			


C25 ORANGE




D11, D12



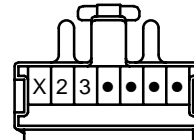
D16, D17 GRAY



I14 BLUE



I16 (A)



L6 GRAY



L7 GRAY



P6



S12 BLACK



V9, V10 BLUE

